

## APPENDIX 1:

# Porthcawl harbour byelaws

## Consultation report

**Date of issue:** January 2022

## Contents

Porthcawl harbour byelaws .....	1
Contents .....	2
1. Overview .....	3
2. Introduction.....	3
3. Marketing and engagement methods .....	3
4. Response rate .....	4
5. How effective was the consultation? .....	4
6. Question and analysis - consultation survey .....	5
6.2 Survey questions .....	5
6.2.1 Please tick the option(s) that best describe you as a respondent.....	5
6.2.2 Have you experienced any problems in the use of the Harbour? .....	6
6.2.3 If yes, please describe what happened and what the problems are. ....	6
6.2.4 Do you think that any problems could be dealt with by using some other method apart from the adoption of byelaws so that we can ensure that those problems can be dealt with effectively in the future? .....	7
6.2.5 If yes please tell us how these problems can be effectively managed?.....	7
6.2.6 Do you have any other comments you would like to make in relation to Porthcawl Harbour and the revision or adoption of byelaws?.....	8

## 1. Overview

A public consultation on the adoption of new byelaws at Porthcawl Harbour was undertaken over a twelve-week period from **23 August** to **14 November 2021**.

The consultation received a total of **186** interactions from survey completions. This paper details the analysis associated with the consultation.

## 2. Introduction

The public survey was available to complete online through a link on the consultation page of the council's website. Paper copies of the consultation were also made available which could be sent directly to residents upon request. Surveys were available in standard and large print formats. Both were available in Welsh and English. The content of the page remains available online.

In total, there were six questions that required a reply from respondents. Respondents could choose to answer all or some of the questions. All survey responses offered the option of anonymity. The council's standard set of equalities monitoring questions were also included with the survey in line with recommended good practice for all public-facing surveys carried out by the council.

Comments regarding the consultation were also invited via social media, letter, email and phone call.

## 3. Marketing and engagement methods

### 3.1 Marketing

This section details the methods used to raise the profile of the consultation and encourage participation.

#### 3.1.1 Social media

The council runs the following social media accounts: Twitter, Facebook, Instagram, LinkedIn and YouTube.

The public consultation on the adoption of new byelaws at Porthcawl Harbour was posted bilingually to the council's corporate Twitter channels throughout the consultation period to raise awareness of the consultation and to encourage citizens to share their views on the proposals.

The council currently has **14,321** followers on its English Twitter account and **310** on its Welsh Twitter account. While content is most likely to be seen by these users, it is also displayed to users who are not connected to the accounts.

During the consultation period, the local authority posted **5 times** on Twitter in both English and Welsh. This content reached over **74,000** people.

Tweets	5
Impressions	4031
Reach	74,893
Engagements	76
Likes	5
Shares/retweets	1
Link clicks	30
Comments	2

### 3.1.2 govDelivery

**govDelivery** is a digital communications tool that was implemented by the local authority in June 2020 to send messages directly to residents' email inboxes in the language of their choice.

There are currently **36,560** English language subscribers and **222** Welsh language subscribers from Bridgend County Borough to the weekly Covid-19 update emails. Details of the public consultation on the adoption of new byelaws at Porthcawl Harbour was included in a Gov Delivery bulletin on **30 September 2021**.

The English bulletin received a total of **119 link clicks**, the Welsh bulletin received **0 link clicks**.

### 3.1.3 Media and publicity

One main media release was issued to coincide with the start of the consultation in order to raise awareness and encourage participation. This was issued on 24 September 2021.

<https://www.bridgend.gov.uk/news/have-your-say-on-use-of-waters-around-porthcawl-harbour/>

The consultation was also incorporated into a news round-up media release issued on 24 September. The media release was featured at the media centre of the council's website.

## 4. Response rate

In total, there were **186 survey completions**.

## 5. How effective was the consultation?

The data collection methods, which include the online survey and a paper survey were developed using plain English to maximise understanding. These response methods were designed to give a consistency to the survey across multiple platforms.

## 6. Question and analysis - consultation survey

Section seven of the report looks at the questions asked in the consultation survey – with **186** respondents in total.

### 6.1 Language to complete the survey.

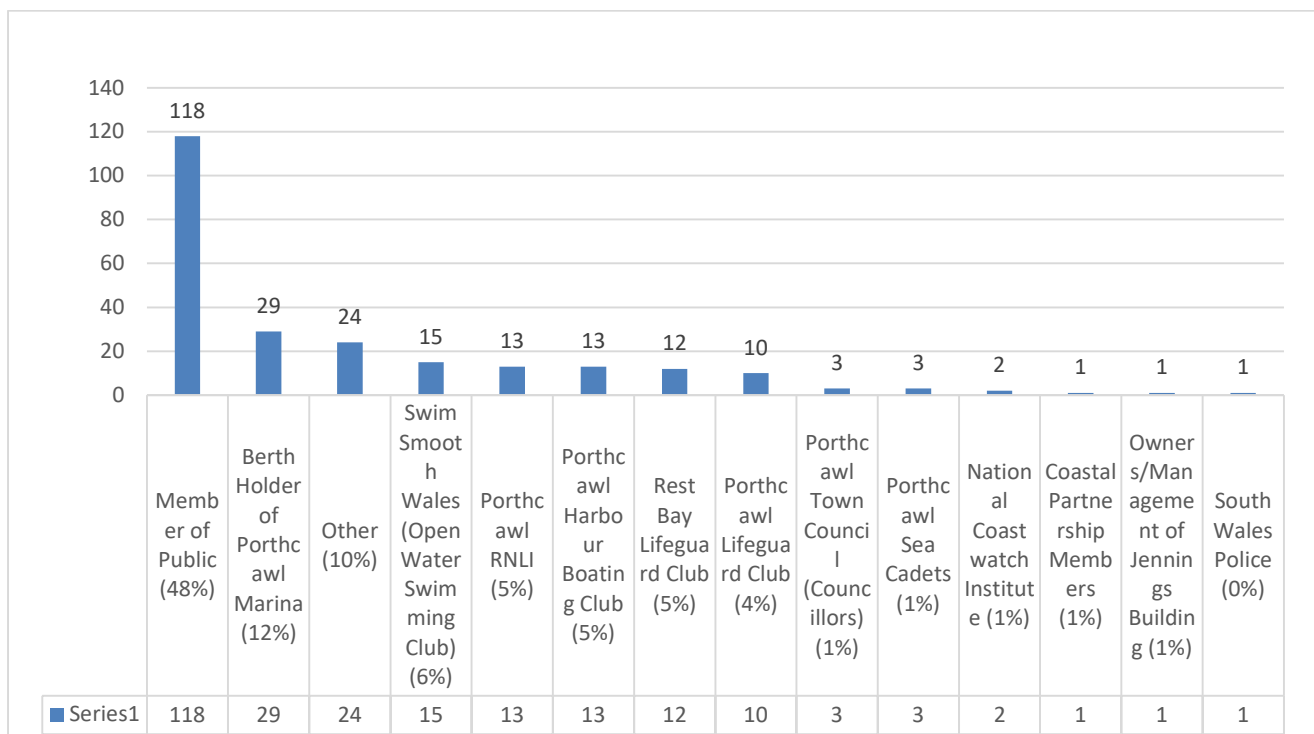
Respondents to the consultation survey were initially asked in which language they would like to complete the survey. Overall, **100% of respondents selected English with 0% selecting Welsh.**

Language	#	%
English	186	100%
Welsh	000	00
<b>Total</b>	<b>186</b>	<b>100.0</b>

### 6.2 Survey questions

#### 6.2.1 Please tick the option(s) that best describe you as a respondent

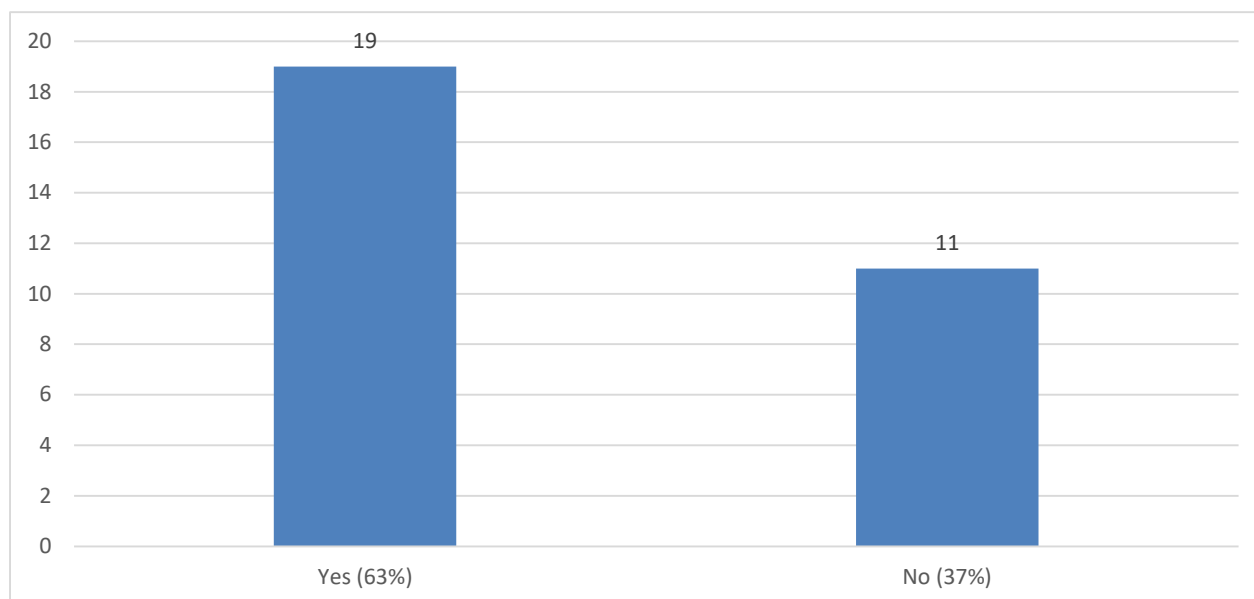
There were **186** responses to this question.



Of the 186 respondents, **118 (48%) were members of the public. 29 respondents (12%) were berth holders at Porthcawl Marina and 24 respondents (10%) stated 'other' as a category.**

## 6.2.2 Have you experienced any problems in the use of the Harbour?

There were 30 responses to this question.



**19 respondents (63%)** of people stated that yes, they had experienced problems using the harbour. While **11 respondents, (37%)** said no they hadn't experienced any problems using the harbour.

## 6.2.3 If yes, please describe what happened and what the problems are.

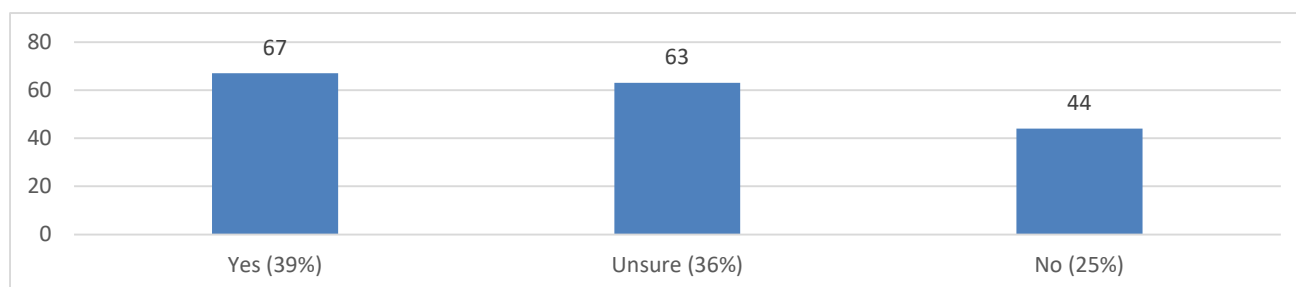
**63 comments** were made in relation to this question and have been themed in the table below:

Theme	Number of responses
Swimmers	19
Abusive fishermen casting close to swimmers and boats	12
No boat lifting, dangerous boat slip, sluice gates failing	8
Parking	7
Dangerous jet skis and speed boats	4
Anti-social Behaviour	3
Dog mess / litter	3
Breakwater closed	1
Does not accommodate personal watercrafts	1
Lack of facilities for swimmers	1
No Wifi	1
Not enough electric supplies	1
Scaffolding	1
Unable to get in contact	1
<b>Total:</b>	<b>63</b>

The three most common problems at the harbour according to respondents to the survey are swimmers, abusive fishermen casting close to swimmers and boats and no boat lifting, a dangerous boat slip and sluice gates failing.

#### 6.2.4 Do you think that any problems could be dealt with by using some other method apart from the adoption of byelaws so that we can ensure that those problems can be dealt with effectively in the future?

There were **174** responses to this question.



**67 respondents** (39%) stated that they thought these problems could be dealt with by using an alternative method from the adoption of byelaws. **63 respondents** (36%) were unsure if the problems could be dealt with by alternative means. 44 respondents (25%) stated no, they didn't think using other methods apart from the adoption of byelaws.

#### 6.2.5 If yes please tell us how these problems can be effectively managed?

**62 comments** were made in relation to this question and have been themed in the table below:

Theme	Number of responses
Safer swimming measures	21
More signage is needed	12
Alternative access for swimmers	11
More patrols around the Harbour	8
More education is needed	7
Additional funding is needed	2
Improve the appearance of the harbour	2
Ban fishing	2
Involve the community	2
<b>Theme</b>	<b>67</b>

The top three themes for this question were as follows: **21 comments** were made in relation to safer swimming measures, **12 comments** were made in relation to more signage and **11 comments** were made in relation to alternative access for swimmers.

## 6.2.6 Do you have any other comments you would like to make in relation to Porthcawl Harbour and the revision or adoption of byelaws?

**78 comments** were made in relation to this question and have been themed in the table below:

Theme	Number of responses
More safety for swimmers	32
Don't ban recreational use (swimming, fishing etc)	14
More education, signage and awareness is needed	10
Improve the area around the harbour	7
Promote recreational activities around the harbour	6
No changes to the byelaws are needed	4
Enforce waste management	3
Ban swimming	2
Involve the community and treat everyone equally	2
Ban fishing	1
<b>Total:</b>	<b>81</b>

The top three themes for this question were as follows: **32 comments** were made in relation to safety for swimmers, **14 comments** were made in relation to not banning recreational use (swimming, fishing etc) and **10 comments** were made in relation to more education, signage and awareness is needed.



## 6.3 Equalities monitoring

### 6.3.1 How would these proposals affect you because of your: Gender, Age, Ethnicity, Disability, Sexuality, Religion / belief, Gender identity, Relationship status, Pregnancy, Preferred language?

**62 comments** were provided by respondents and these have been themed and are detailed in the table below:

Theme	Number of responses
No effect	50
Age	4
English should be focused on	3
Health and wellbeing	2
Disability access	2
Mental health	2
Gender	1
<b>Total:</b>	<b>64</b>

**50 comments** were made in relation to the proposals having no effect, four comments were made in relation to age of respondents and 3 comments were made in relation to a focus on English.

### 6.3.2 We would like to know your views on the effects that the guidance would have on the Welsh language, specifically on opportunities for people to use Welsh and on treating the Welsh language no less favourably than English. What effects do you think there would be? How could positive effects be increased, or negative effects be mitigated?

**59 comments** were provided by respondents and these have been themed and are detailed in the table below:

Theme	Number of responses
No impact on language	24
No views	18
Bilingual signs are good	11
English should be focused on	2
Too much focus on Welsh	1
No signage is present	1
Welsh could be omitted	1
Unsure of impact	1
Bilingual signs are confusing	1
<b>Total:</b>	<b>60</b>

**24 comments** were made in relation to the guidance having no impact on language, **18 comments** were made in relation to respondents having no views on this and there were **11 comments** in relation to bilingual signs being good.

**6.3.3 Please also explain how you believe the guidance could be formulated or changed so as to have positive effects or increased positive effects on opportunities for people to use the Welsh language, and on treating the Welsh language no less favourably than the English language and ensure there are no adverse effects on opportunities for people to use the Welsh language.**

**51 comments** were provided by respondents and these have been themed and are detailed in the table below:

Theme	Number of responses
No views	20
No impact	13
Bilingual communication	7
Employ Welsh speaking staff	3
Too much Welsh	2
Focus more on English	2
Promote Welsh language	2
Can't speak Welsh	1
Let the community decide	1
Depends on the changes	1
<b>Total:</b>	<b>52</b>

**20 responses** were stated they had no views on this question. **13 people** stated that the guidance had no impact on Welsh language, **18 comments** were made in relation to respondents having no views on this and there were **11 comments** in relation to bilingual signs being good.

## 7. Conclusion

Using statistical analysis, based on a confidence level of 95% a sample of 186 survey completions is considered to be robust to a maximum standard error of  $\pm 4.752\%$ . Therefore, we can be 95% confident that the responses are representative of those that would be given by the total adult population, to within  $\pm 4.752\%$  of the percentages reported.

This means that if the total adult population of Bridgend had taken part in the survey and a statistic of 50% was observed, we can be 95% confident that the actual figure lies between 45.248% and 54.752%.

### 7.1 Equality Impact Assessment

The Full Equality Impact Assessment will be completed alongside the adoption of new byelaws at Porthcawl Harbour.

## 8.2 Summary

Information from this consultation will be used to inform the development of the adoption of new byelaws at Porthcawl Harbour. Information from this consultation will be shared with cabinet on 8<sup>th</sup> March 2022.